

2017

Annual Report to the Community

School Name: St Benedict's School

**Registered School
Number:** 1004

School Contact Information

Address:	Alness St, Applecross WA 6153
Principal:	Mr Darren McDonald
Canonical Administrator/Parish Priest:	Father Nelson Po
School Board Chair:	Mrs Anna Fitzgerald
Telephone:	08 62173500
Email:	admin@stbenedicts.wa.edu.au
Website:	www.stbenedicts.wa.edu.au

St Benedict's School, Applecross

2017 Annual Report to the School Community

Federal and State Government Accountability Requirements
Reporting On School Performance To The School Community

Schools are required by law to comply with Federal and State Government requirements to report school performance information to all parents.

Schools are required to report to their communities in at least two ways. This report is available on the school website and as a hard copy from the office on request.

This report is in relation to the 2017 school year.

School statement

In 2017 St Benedict's was a co-educational Catholic Primary School of approximately 390 students ranging from 3 Year-Old Kindergarten through to Year 6. St Benedict's Primary bases its literacy and numeracy programs on RAISE (Raising Achievement In Schools) philosophies. Our staff provides a stimulating program focusing on literacy, numeracy and Religious Education as well as a wide variety of cultural and sporting activities. The school offers an enrichment program which includes numeracy and literacy support across all years. There is specialist teaching in Physical Education, Italian, Science, Music and Drama. The school participates regularly in the annual Catholic Schools Performing Arts Festival. It incorporates a large learning space for children with access to modern technology resources, library, staff work areas and teacher resources. ICT is integrated across the curriculum. Religious Education is an integral part of our school life and this is apparent in the liturgical life of the school and our commitment to the "Making Jesus Real" program. The community at St Benedict's is very strong and supportive, with families participating in a wide range of activities including liturgies, classroom support, fundraising, as well as sporting activities.

Staff Retention

Staff retention from the previous year was 93.33%

Teacher Qualifications

All teaching staff have appropriate qualifications and are registered with the Western Australian College of Teaching.

4.3 % teachers hold a suitable Masters Degree

100% teachers hold a suitable Degree

0% teachers hold a suitable Diploma

Workforce Composition

In 2016 the school work force consisted of:

Male Teaching Staff:	3
Female Teaching Staff:	19
Male Non Teaching Staff:	1
Female Non-teaching Staff:	21
Indigenous Non Teaching Female Staff:	0

Expenditure and Teacher Participation In Professional Learning

In 2017, 100% of teachers took part in professional learning activities. An average of **\$596.10** was expended per Staff member.

Teachers took part in professional learning activities related to:

- **BrightPaths**
- **Catholic School Accreditation in regards to working and teaching in a Catholic School**
- **Religious Education**
- **Data analysis**
- **Australian Curriculum**
- **Numeracy**
- **Quality Catholic Schooling**
- **Words Their Way**
- **Dianna Rigg**
- **Walker Learning**
- **School Improvement**
- **Student Wellbeing**

Student Attendance

Attendance records are kept for all students, with attendance being checked and marked twice daily. On average, students attended 92.47% of the days required for the year. On average students in each class attended:

3KG 81.84%

4KG 91.8%

PP 92.53%

1 93.61%

2 93.79%

3 93.25%

4 95.38%

5 95.88%

6 94.18

Non-Attendance

Non attendance is managed in a variety of ways

- Collection of absentee notes
- Upon trends occurring parents are contacted
- Parents phone in or are messaged through Seqta if child is absent

ASIP 2017 - School Improvement

In 2017, the school undertook the following activities to bring about overall School Improvement

- Sacramental Programme
- operation of the School Board
- operation of the Parents and Friends Association
- staff participation in professional development programs and activities
- involvement in the local school cluster activities
- preparation and distribution of the student progress reports
- regular school newsletters
- school camps and excursions
- use of information and communications technology (ICT)
- music program
- social skills programs
- Phys-Ed programme
- Assistant Principal Review
- QCS review instrument
- Record Standardised testing results centrally for tracking purposes
- Have a differentiated approach to learning
- Reviewed what good guided reading sessions look like
- Staff review all data we have to set Annual Action Plan for school Improvement
- Reviewed whole school approach for Numeracy
- Term Planners sent home to parents each term to show what will covered in each class
- Pastoral Notes for students are centralised on SEQTA
- Have a relationship with a focus charity
- P&F provide opportunities to welcome new families
- Build relationships with local hospices
- Used Brightpath to extend and develop writing
- Introduced Walker Learning Mentoring

Parent, Teacher and Student Satisfaction

The following activities would strongly suggest there is a high level of satisfaction among staff, parents and students on the operation of the school:

- involvement in the parish sacramental programme
- attendance at school liturgies
- regular productive School Board meetings
- enthusiastic support for the Parents and Friends meetings and activities.
- excellent support for the School Fundraiser evening
- positive feedback regarding the student mid-year and annual reports
- excellent attendance and engagement in parent teacher conferences
- effective functioning of the Student Representative Council
- regular parent attendance at school assemblies and special days
- willingness of parents to openly discuss issues with the principal and staff
- energetic, yet safe playground activity
- well-ordered and co-operative school environment

Post School Destination

In 2017, 23 students in year 6 graduated and:

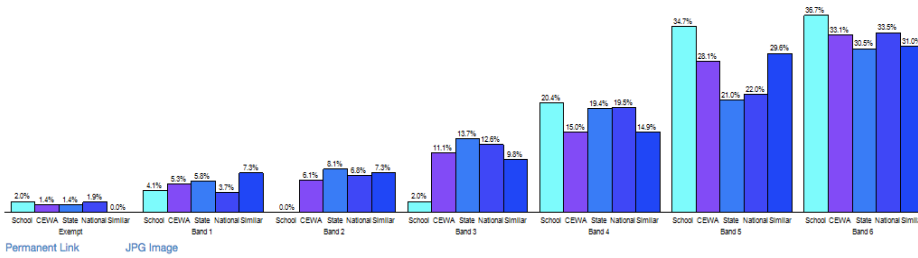
- 7 Boys went to CBC in Fremantle.
- 4 students went to Corpus Christi College
- 1 Went to Perth Modern
- 6 Girls went to Santa Maria College, Attadale
- 2 student went Applecross High School
- 2 Boys went to Aquinas College
- 1 Wesley College

NAPLAN Results 2017

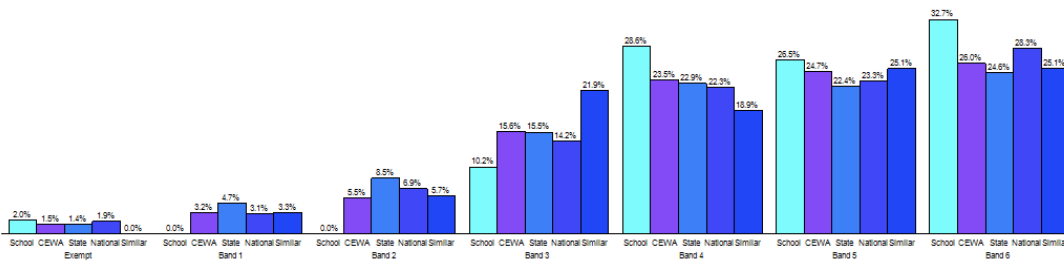
Students in Years 3 and 5 completed NAPLAN tests during 2017.

Year 3

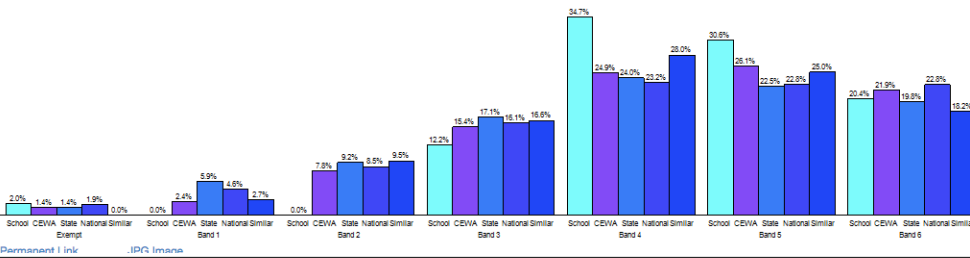
1004
2017 Grammar & Punctuation Year 3
St Benedict's School



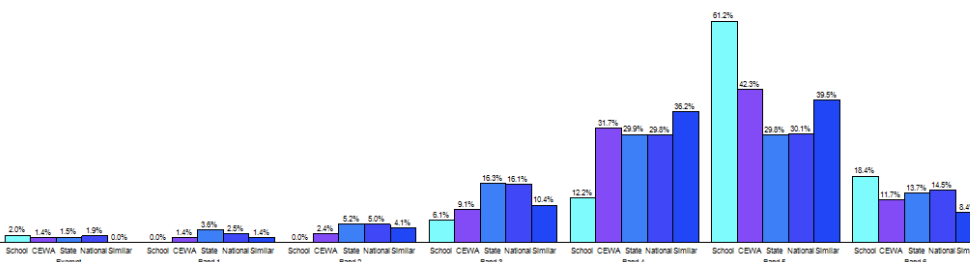
1004
2017 Reading Year 3
St Benedict's School

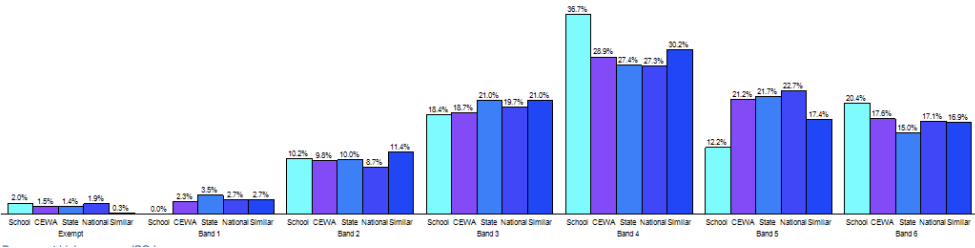


1004
2017 Spelling Year 3
St Benedict's School



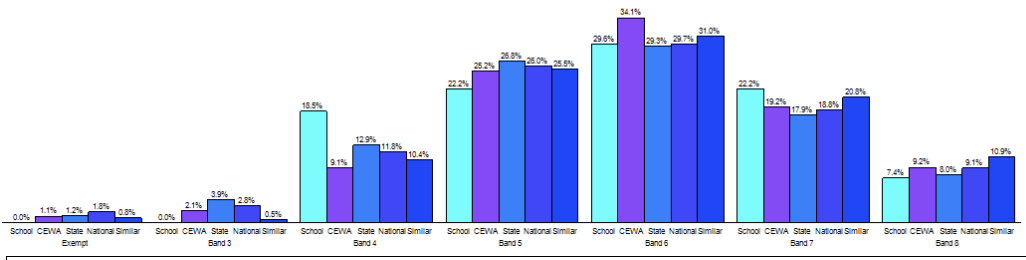
1004
2017 Writing Year 3
St Benedict's School



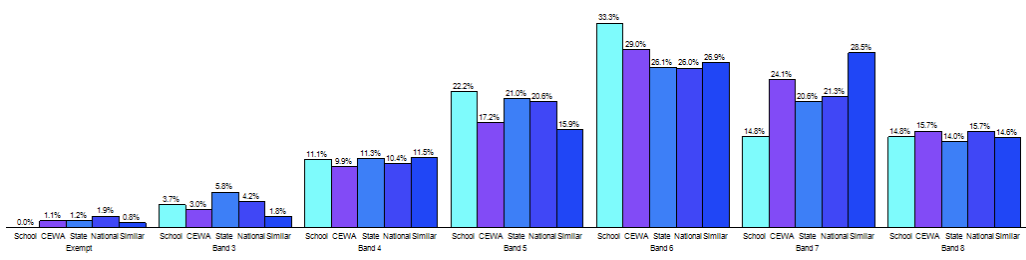


Year 5

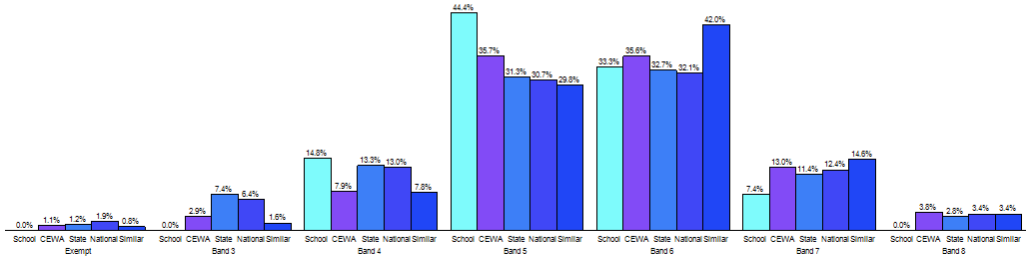
1004 St Benedict's School
2017 Numeracy Year 5



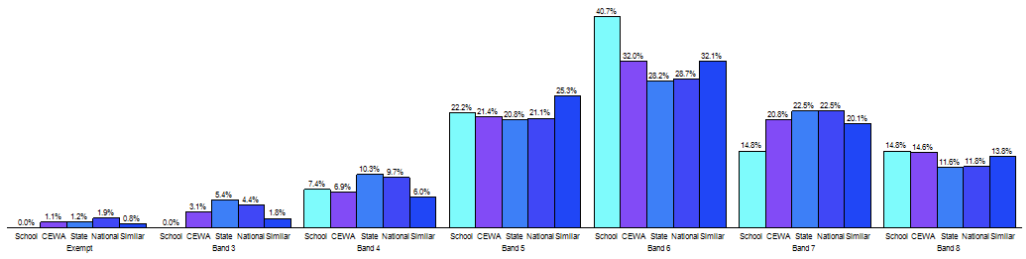
1004 St Benedict's School
2017 Reading Year 5

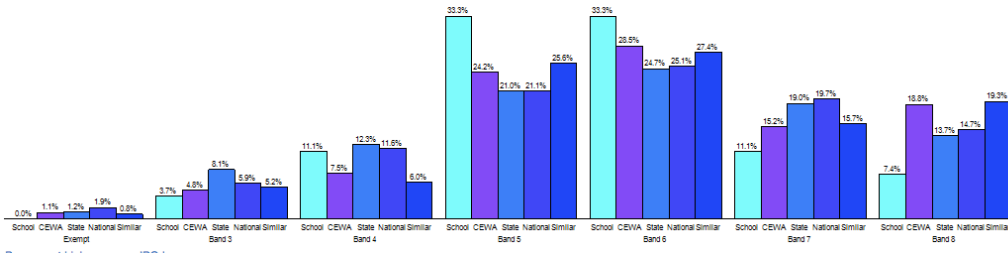


1004 St Benedict's School
2017 Writing Year 5



1004 St Benedict's School
2017 Spelling Year 5





Financial Performance for the year ended 31 December 2017

Recurrent Income	
School fees	809 103
Other fee income	286 941
Private income	151 785
State government recurrent grants	918 221
Commonwealth Government Grants	2 733 482
Total Recurrent Income	4 899 532
Recurrent Expenditure	
Salaries, allowances and related expenses	3 397 361
Non salary expenses	1 150 320
Total Recurrent Expenditure	4 547 681
Capital Income And Expenditure	
Government capital grants	1 000
Capital fees and levies	96 261
Other capital income	183 175
Total Capital Income	280 436
Total Capital Expenditure	397 143
Loans	
(Includes refundable enrolment deposits and recurrent, capital and bridging loans)	
Total Opening Balance	8 250 000
Total Closing Balance	8 171 977