



2014 Annual Report to the Community

School Name:

St Benedict's School

**Registered School
Number:**

1004

APPLECROSS

School Contact Information

Address:	Alness St, Applecross WA 6153
Principal:	Mr Darren McDonald
Canonical Administrator/Parish Priest:	Father Phillip Fleay
School Board Chair:	Mrs Anna Fitzgerald
Telephone:	08 62173500
Email:	admin@stbenedicts.wa.edu.au
Website:	www.stbenedicts.wa.edu.au

St Benedict's School, Applecross

2014 Annual Report to the School Community

Federal and State Government Accountability Requirements
Reporting On School Performance To The School Community

Schools are required by law to comply with Federal and State Government requirements to report school performance information to all parents.

Schools are required to report to their communities in at least two ways. This report is available on the school website and as a hard copy from the office on request.

This report is in relation to the 2014 school year.

School statement

In 2014 St Benedict's was a co-educational Catholic Primary School of 260 students ranging from 4 Year-Old Kindergarten through to Year 6. St Benedict's Primary bases its literacy and numeracy programs on RAISE (Raising Achievement In Schools) philosophies. Our staff provides a stimulating program focusing on literacy, numeracy and Religious Education as well as wide variety of cultural and sporting activities. The school offers an enrichment program which includes numeracy and literacy support across all years. There is specialist teaching in Physical Education, ITC, Library and Music. The school participates regularly in the annual Catholic Schools Performing Arts Festival. The school has an Information Technology Centre. It incorporates a large learning space for children with access to modern technology resources, library, staff work areas and teacher resources. ITC is integrated across the curriculum. Religious Education is an integral part of our school life and this is apparent in the liturgical life of the school and our commitment to the "Making Jesus Real" program. The community at St Benedict's is very strong and supportive, with families participating in a wide range of activities including liturgies, classroom support, fundraising, as well as sporting activities.

Staff Attendance

In 2014, the average rate of attendance for teaching staff was **95.0%** This figure includes days when staff were engaged in professional learning activities and off-site activities (camps and excursions) but does not include days when teaching staff were on approved leave (eg long service, maternity leave, leave without pay, study leave).

Staff Retention

Staff retention from the previous year was **93%**

Teacher Qualifications

All teaching staff have appropriate qualifications and are registered with the Western Australian College of Teaching.

0% teachers hold a suitable Masters Degree

100% teachers hold a suitable Degree

0% teachers hold a suitable Diploma

Workforce Composition

In 2014 the school work force consisted of:

Male Teaching Staff:	2
Female Teaching Staff:	14
Male Non Teaching Staff:	0
Female Non-teaching Staff:	12
Indigenous Non Teaching Female Staff:	0

Expenditure And Teacher Participation In Professional Learning

In 2014, **100%** of teachers took part in professional learning activities. An average of **\$639.58** was expended per teacher.

Teachers took part in professional learning activities related to:

- **21st Century learning**
- **Catholic School Accreditation in regards to working, teaching and teaching in a Catholic School**
- **Australian Curriculum**
- **Quality Catholic Schooling**
- **Words Their Way**
- **AITSL**
- **School Improvement**
- **Student Wellbeing**

Student Attendance

Attendance records are kept for all students, with attendance being checked and marked twice daily. On average, students attended **92.87%** of the days required for the year. On average students in each class attended:

KG	%
PP	91.24%
1	90.79%
2	94.40%
3	93.59%
4	94.57%
5	93.70%
6	91.80%

Non-Attendance

Non attendance is managed in a variety of ways

- Collection of absentee notes
- Upon trends occurring parents are contacted

- Parents phone in or are phoned if student absent

Value Added

In 2014, the school undertook the following activities to bring about overall School Improvement

- Sacramental Programme
- operation of the School Board
- operation of the Parents And Friends Association
- development and review of school policy documents
- staff participation in professional development programs and activities
- involvement in the local school cluster activities
- preparation and distribution of the student progress reports
- regular school newsletters
- school camps and excursions
- use of information and communications technology (ICT)
- music program
- social skills programs
- Phys-Ed programme
- Implementation of Quality Catholic Schooling Programme.
- Approval for the school to go double stream from 2014.
- QCS review instrument
- Building programme to cater for the double stream.

Parent, Teacher And Student Satisfaction

The following activities would strongly suggest there is a high level of satisfaction among staff, parents and students on the operation of the school:

- involvement in the parish sacramental programme
- attendance at school liturgies
- regular productive School Board meetings
- enthusiastic support for the Parents and Friends meetings and activities.
- excellent support for the School Fete
- positive feedback regarding the student mid-year and annual reports
- excellent attendance and engagement in parent teacher conferences
- effective functioning of the Student Representative Council
- regular parent attendance at school assemblies and special days
- willingness of parents to openly discuss issues with the principal and staff
- energetic, yet safe playground activity
- well-ordered and co-operative school environment

Post School Destination

In 2014, 24 students in year 6 graduated and:

- 1 went to All Saints College, Bullcreek
- 1 Went to Applecross Senior High School.
- 3 Boys went to Aquinas College
- 3 Boys went to CBC in Fremantle.

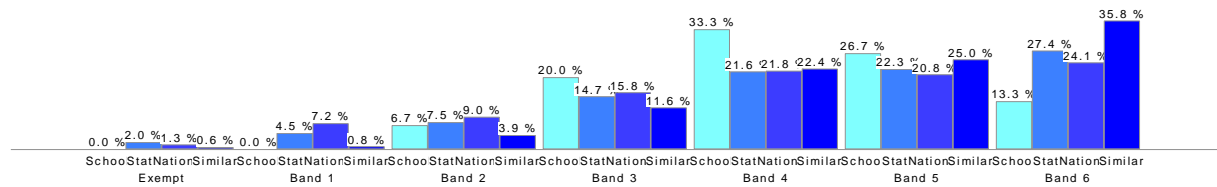
- 4 Went to Corpus Christi College
- 1 Went to Harvey District High School
- 1 Went to John Curtin College of the Arts
- 1 Went to Kennedy Baptist College
- 1 Went to Penrhos
- 8 Girls went to Santa Maria College, Attadale

NAPLAN Results 2014

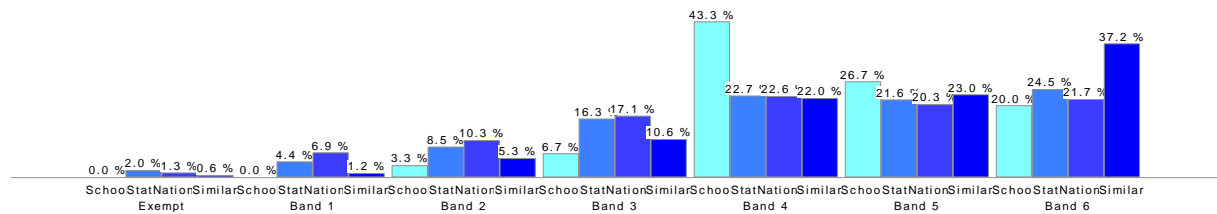
Students in Years 3 and 5 completed NAPLAN tests during 2014.

Year 3

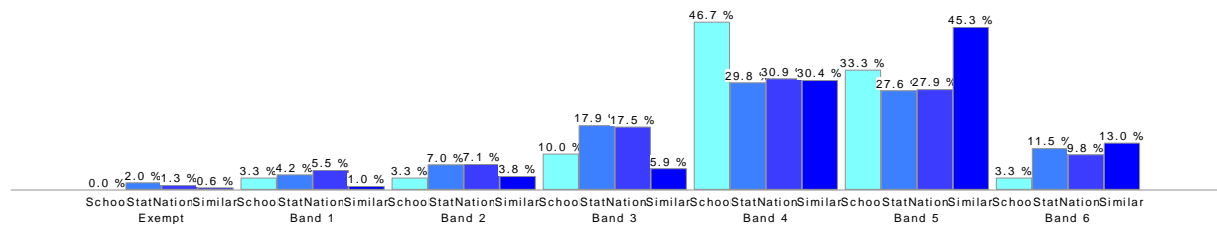
1004 2014 Grammar & Punctuation Year 3	St Benedict's School
---	----------------------

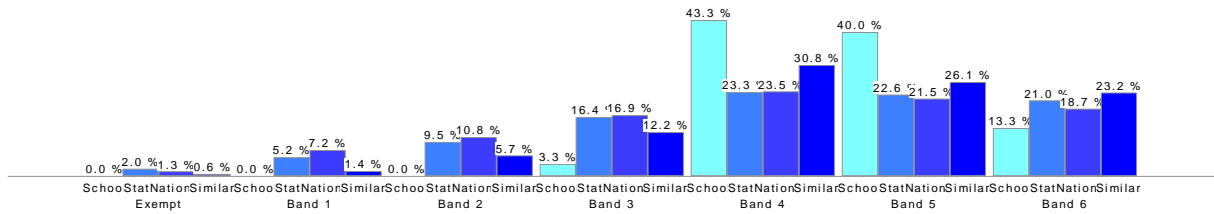
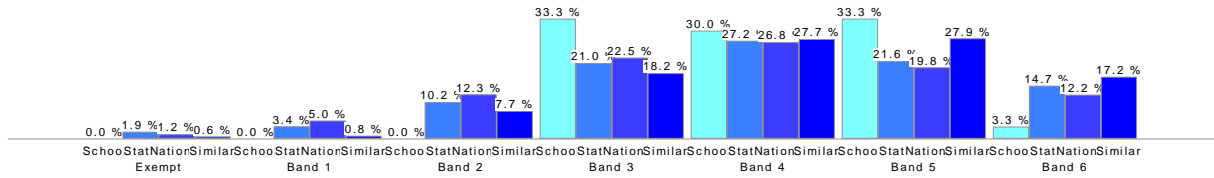


1004 2014 Reading Year 3	St Benedict's School
-----------------------------	----------------------

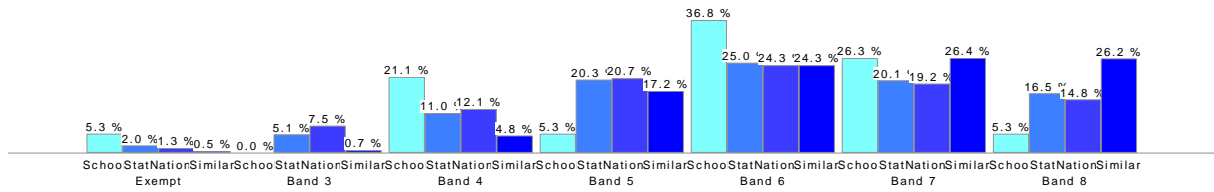


1004 2014 Writing (Persuasive) Year 3	St Benedict's School
--	----------------------



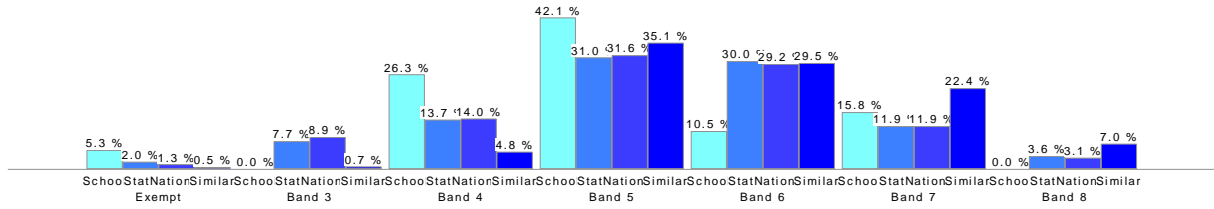


Year 5



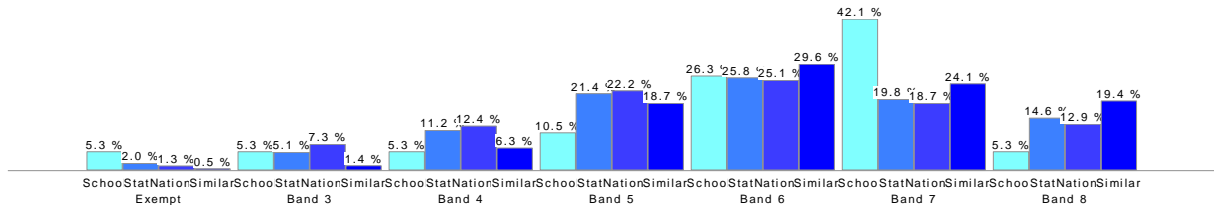
1004
2014 Writing (Persuasive) Year 5

St Benedict's School



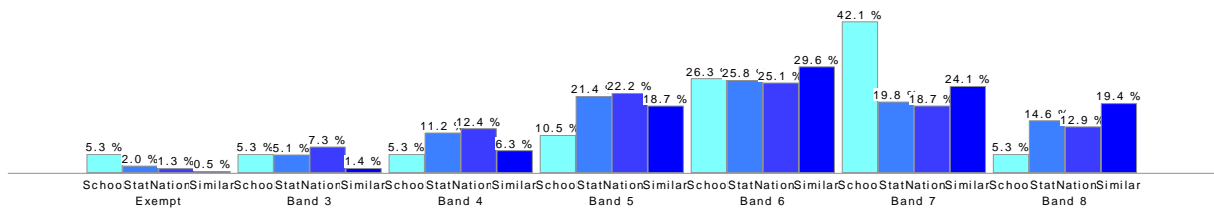
1004
2014 Reading Year 5

St Benedict's School



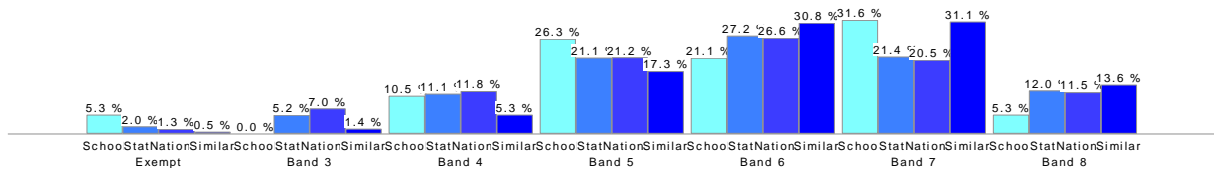
1004
2014 Reading Year 5

St Benedict's School



1004
2014 Spelling Year 5

St Benedict's School



Financial Performance for the year ended 31 December 2014

Recurrent Income	
School fees	539,637
Other fee income	
Private income	97,043
State government recurrent grants	758,260
Commonwealth Government Grants	1,506,218
Total Recurrent Income	2,901,158
Recurrent Expenditure	
Salaries, allowances and related expenses	2,049,701.00
Non salary expenses	551,287.00
Total Recurrent Expenditure	2,600,988
Capital Income And Expenditure	
Government capital grants	0
Capital fees and levies	1,685,959
Other capital income	1,397,809
Total Capital Income	1,397,809
Total Capital Expenditure	1,685,959
Loans (Includes refundable enrolment deposits and recurrent, capital and bridging loans)	
Total Opening Balance	1,202,903
Total Closing Balance	1,074,668