

2013

Annual Report to the Community

School Name: St Benedict's School

**Registered School
Number:** 1004

School Contact Information

Address:	Alness St, Applecross WA 6153
Principal:	Mr Darren McDonald
Canonical Administrator/Parish Priest:	Father Phillip Fleay
School Board Chair:	Mrs Lisa Colbourne
Telephone:	08 62173500
Email:	admin@stbenedicts.wa.edu.au
Website:	www.stbenedicts.wa.edu.au

St Benedict's School, Applecross

2013 Annual Report to the School Community

Federal and State Government Accountability Requirements
Reporting On School Performance To The School Community

Schools are required by law to comply with Federal and State Government requirements to report school performance information to all parents.

Schools are required to report to their communities in at least two ways. This report is available on the school website and as a hard copy from the office on request.

This report is in relation to the 2012 school year.

School statement

St Benedict's is a co-educational Catholic Primary School of 260 students ranging from 4 Year-Old Kindergarten through to Year 6. St Benedict's Primary bases its literacy and numeracy programs on RAISE (Raising Achievement In Schools) philosophies. Our staff provides a stimulating program focusing on literacy, numeracy and Religious Education as well as wide variety of cultural and sporting activities. The school offers an enrichment program which includes numeracy and literacy support across all years. There is specialist teaching in Physical Education, ITC, Library and Music. The school participates regularly in the annual Catholic Schools Performing Arts Festival. The school has just recently opened its new Information Technology Centre. It incorporates a large learning space for children with access to modern technology resources, library, staff work areas and teacher resources. ITC is integrated across the curriculum. Religious Education is an integral part of our school life and this is apparent in the liturgical life of the school and our commitment to the "Making Jesus Real" program. The community at St Benedict's is very strong and supportive, with families participating in a wide range of activities including liturgies, classroom support, fundraising, as well as sporting activities.

Staff Attendance

In 2013, the average rate of attendance for teaching staff was **97.6%**. This figure includes days when staff were engaged in professional learning activities and off-site activities (camps and excursions) but does not include days when teaching staff were on approved leave (eg long service, maternity leave, leave without pay, study leave).

Staff Retention

Staff retention from the previous year was **81.25%**

Teacher Qualifications

All teaching staff have appropriate qualifications and are registered with the Western Australian College of Teaching.

0% teachers hold a suitable Masters Degree

100% teachers hold a suitable Degree

0% teachers hold a suitable Diploma

Workforce Composition

In 2013 the school work force consisted of:

Male Teaching Staff:	2
Female Teaching Staff:	14
Male Non Teaching Staff:	0
Female Non-teaching Staff:	8
Indigenous Non Teaching Female Staff:	0

Expenditure And Teacher Participation In Professional Learning

In 2012, **100%** of teachers took part in professional learning activities. An average of **\$779.54** was expended per teacher.

Teachers took part in professional learning activities related to:

- **RAISe (Curriculum)**
- **Catholic School Accreditation in regards to working, teaching and teaching in a Catholic School**
- **Australian Curriculum**
- **School Vision and Mission**
- **School Improvement**
- **Student Wellbeing**

Student Attendance

Attendance records are kept for all students, with attendance being checked and marked twice daily. On average, students attended **96.07%** of the days required for the year. On average students in each class attended:

KG %

PP %

1 95.84%

2 96.11%

3 95.79%

4 97.58%

5 97.32%

6 93.55%

Non-Attendance

Non attendance is managed in a variety of ways

- Collection of absentee notes
- Upon trends occurring parents are contacted
- Parents phone in or are phoned if student absent

Value Added

In 2013, the school undertook the following activities to bring about overall School Improvement

- Sacramental Programme
- operation of the School Board
- operation of the Parents And Friends Association
- development and review of school policy documents
- staff participation in professional development programs and activities
- involvement in the local school cluster activities
- preparation and distribution of the student progress reports
- regular school newsletters
- school camps and excursions
- use of information and communications technology (ICT)
- music program
- social skills programs
- Physed programme
- Implementation of Quality Catholic Schooling Programme.
- Kindy Bubble Class
- Approval for the school to go double stream from 2014.
- QCS review instrument

Parent, Teacher And Student Satisfaction

The following activities would strongly suggest there is a high level of satisfaction among staff, parents and students on the operation of the school:

- involvement in the parish sacramental programme
- attendance at school liturgies
- regular productive School Board meetings
- enthusiastic support for the Parents and Friends meetings and activities.
- excellent support for the School Fete
- positive feedback regarding the student mid-year and annual reports
- excellent attendance and engagement in parent teacher conferences
- effective functioning of the Student Representative Council
- regular parent attendance at school assemblies and special days
- willingness of parents to openly discuss issues with the principal and staff
- energetic, yet safe playground activity
- well-ordered and co-operative school environment

Post School Destination

In 2013, 21 students in year 6 graduated and:

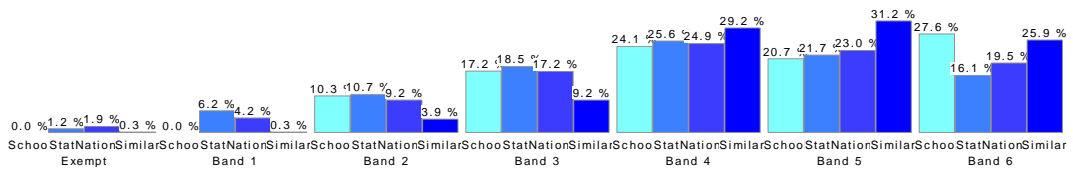
- 1 went to All Saints College, Bullcreek
- 1 Went to Applecross Senior High School.
- 4 boys went to CBC in Fremantle.
- 13 went to Corpus Christi in Bateman.
- 2 girls went to Santa Maria College, Attadale

NAPLAN Results 2012

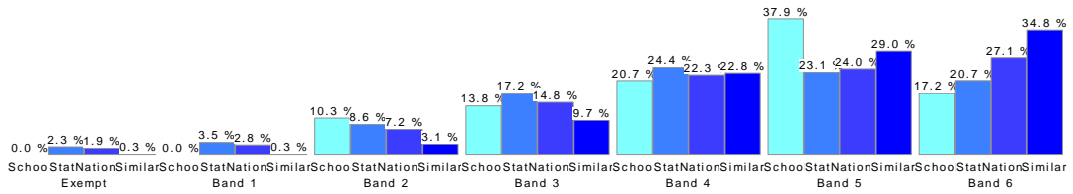
Students in Years 3 and 5 completed NAPLAN tests during 2013.

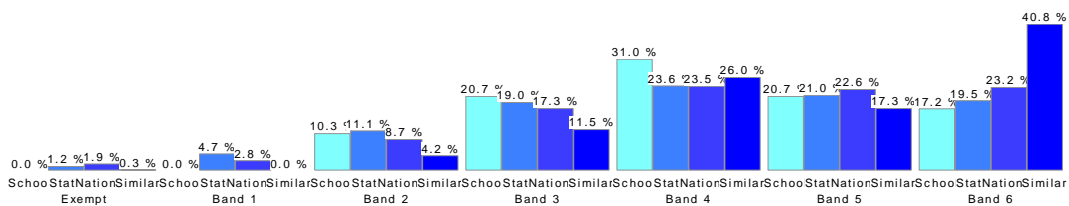
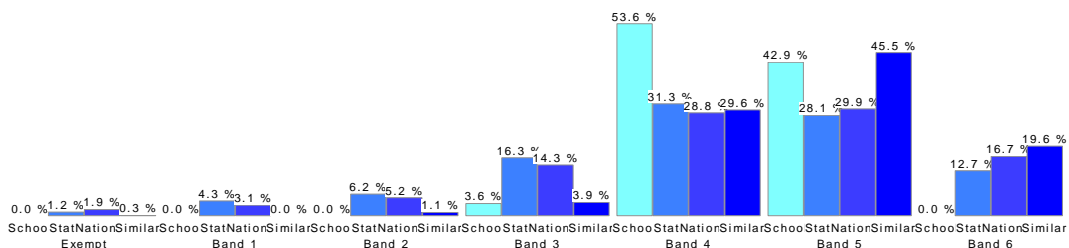
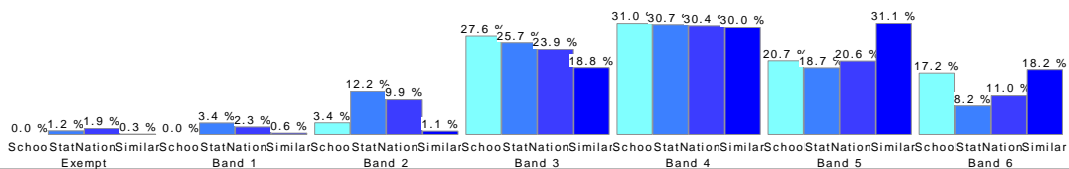
Year 3

1004 2013 Spelling Year 3	St Benedict's School
------------------------------	----------------------



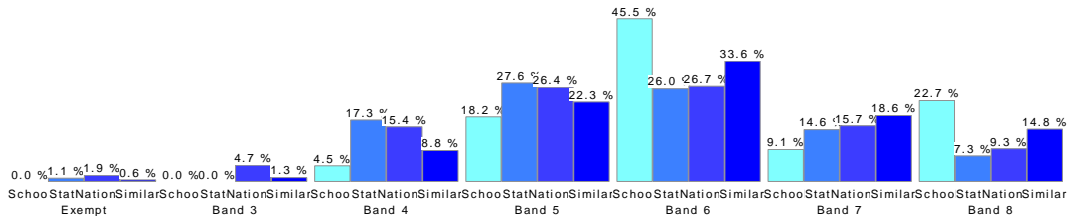
1004 2013 Grammar & Punctuation Year 3	St Benedict's School
---	----------------------



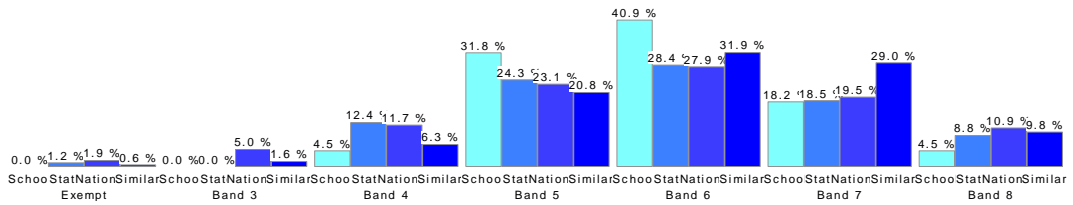


Year 5

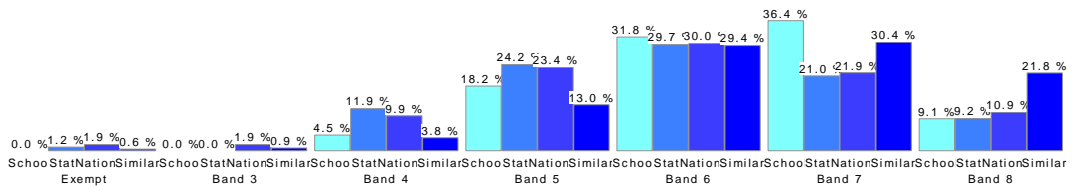
1004 St Benedict's School
2013 Numeracy Year 5

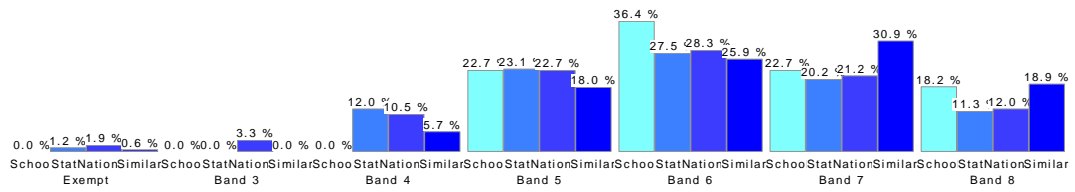
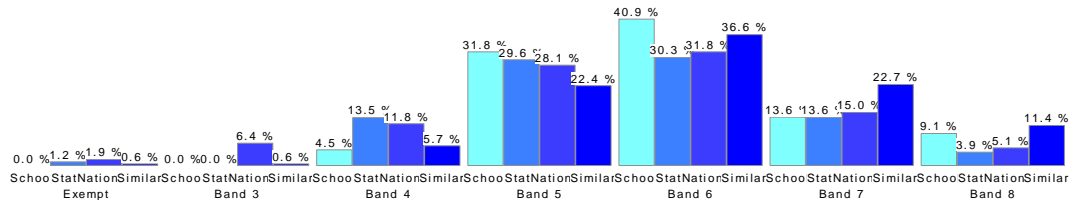


1004 St Benedict's School
2013 Spelling Year 5



1004 St Benedict's School
2013 Reading Year 5





Financial Performance for the year ended 31 December 2013

Recurrent Income	
School fees	334552
Other fee income	145083
Private income	9723
State government recurrent grants	511128
Commonwealth Government Grants	1228619
Total Recurrent Income	2,229,105.00
Recurrent Expenditure	
Salaries, allowances and related expenses	1,753,596.00
Non salary expenses	495,694..00
Total Recurrent Expenditure	2,249,290,00
Capital Income And Expenditure	
Government capital grants	0
Capital fees and levies	160578
Other capital income	101108
Total Capital Income	101108
Total Capital Expenditure	160578
Loans (Includes refundable enrolment deposits and recurrent, capital and bridging loans)	60632
Total Opening Balance	1,334,259
Total Closing Balance	1,202,903